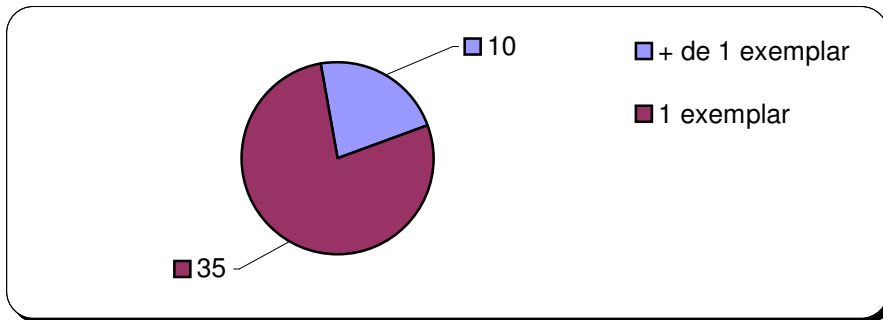


**Total de Leitores que responderam a pesquisa**

**45**

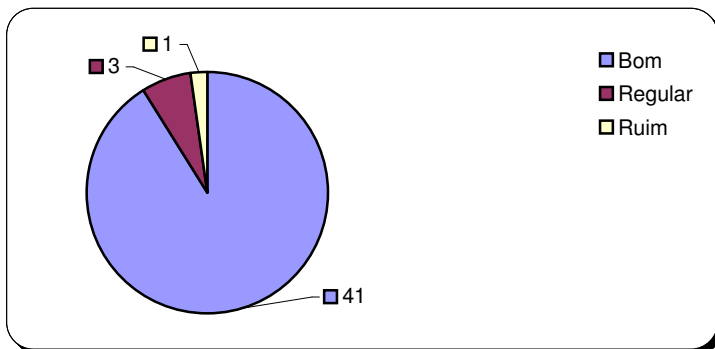
### 1 - Quantidade de revistas recebidas por edições

+ de 1 exemplar	10	22,22%
1 exemplar	35	77,78%



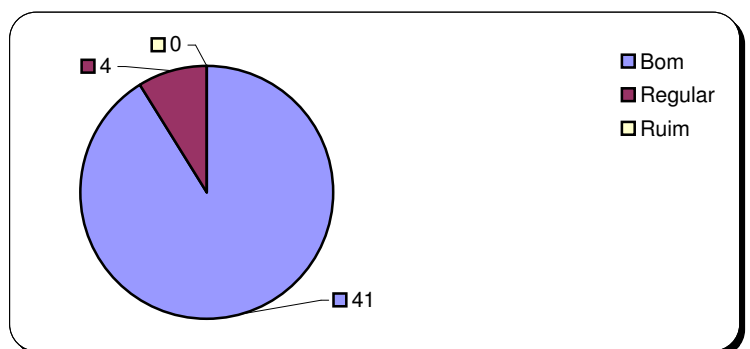
### 2 - Recebimento dos exemplares

Bom	41	91,11%
Regular	3	6,67%
Ruim	1	2,22%



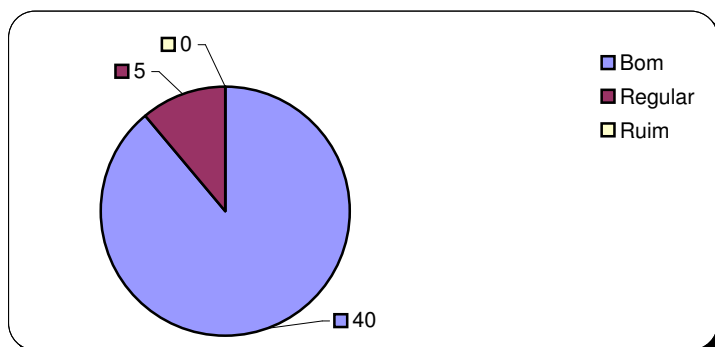
### 3 - Conteúdo das matérias publicadas

Bom	41	91,11%
Regular	4	8,89%
Ruim	0	0,00%



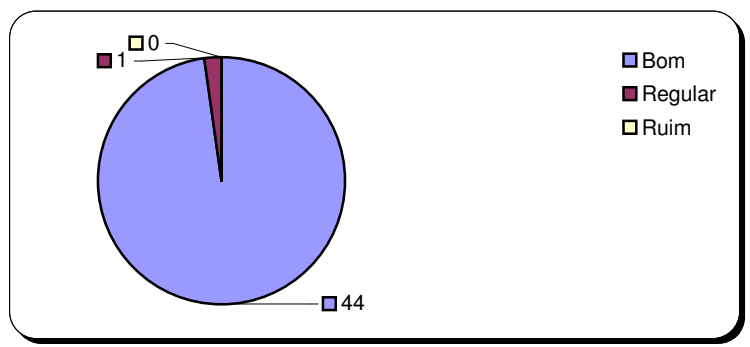
### 4 - Diversidade dos assuntos tratados

Bom	40	88,89%
Regular	5	11,11%
Ruim	0	0,00%



### 5 - Qualidade de impressão e acabamento

Bom	44	97,78%
Regular	1	2,22%
Ruim	0	0,00%

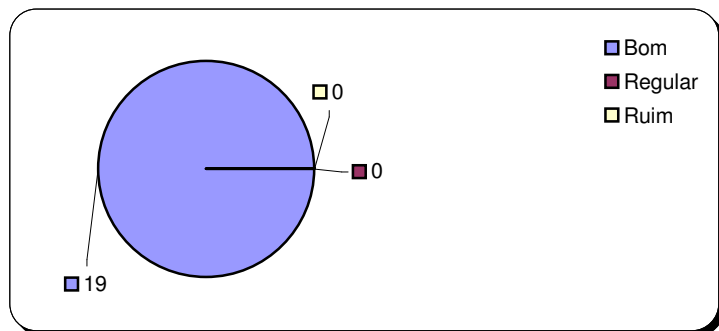


**Total de Anunciantes que responderam a pesquisa**

**19**

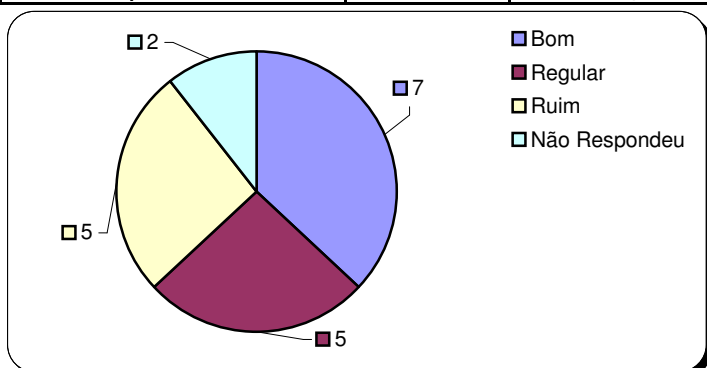
### 1 - Quantidade de revistas recebidas por edições

Bom	19	100,00%
Regular	0	0,00%
Ruim	0	0,00%



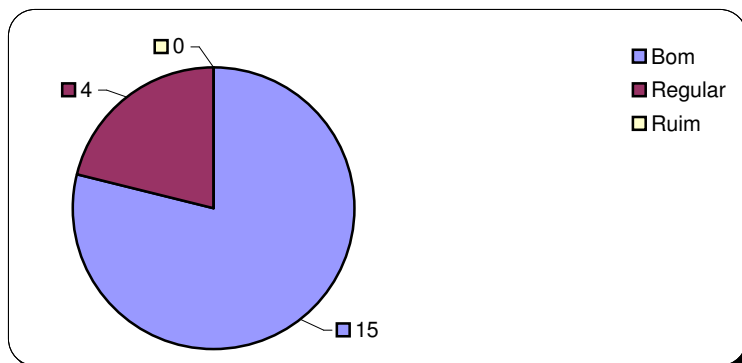
### 2 - Retorno do seu anúncio

Bom	7	36,84%
Regular	5	26,32%
Ruim	5	26,32%
Não Respondeu	2	10,53%



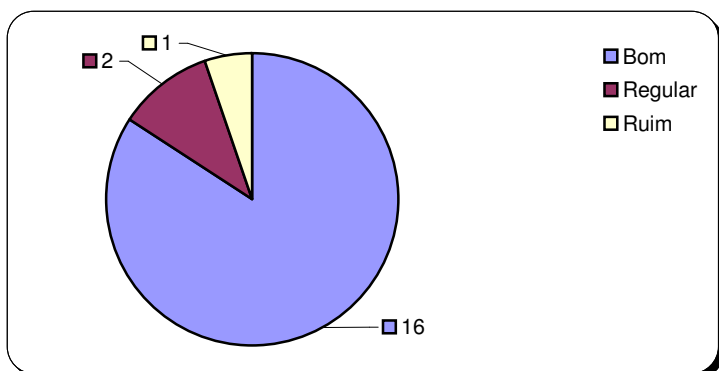
### 3 - Conteúdo das matérias publicadas

Bom	15	78,95%
Regular	4	21,05%
Ruim	0	0,00%



### 4 - Diversidade dos assuntos tratados

Bom	16	84,21%
Regular	2	10,53%
Ruim	1	5,26%



### 5 - Qualidade de impressão e acabamento

Bom	18	94,74%
Regular	0	0,00%
Ruim	1	5,26%

